



TOTAL POWER
— INTERNATIONAL —



Slimline DIN Rail Power Supply series



Total Power International Inc.
418 Bridge St., Lowell, MA U.S.A
Toll Free# 877-646-0900
PH# 978-453-7272
SALES@TOTAL-POWER.COM

YSD10L DIN Rail Power Supply

Input:85-264VAC 50/60Hz

Output Voltage:5-24VDC

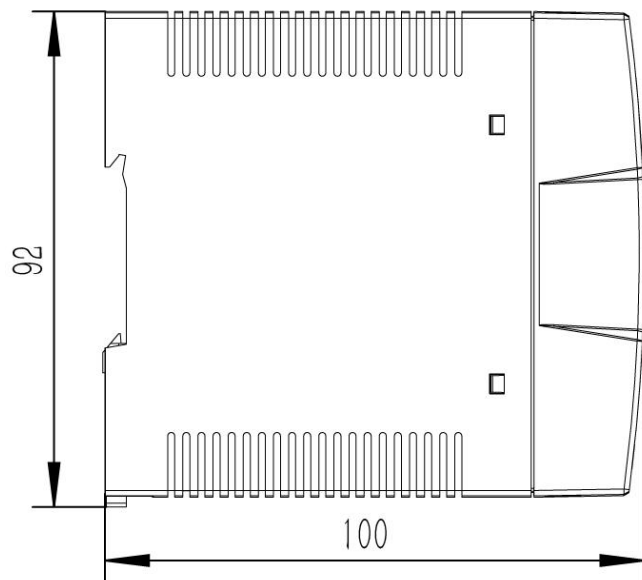
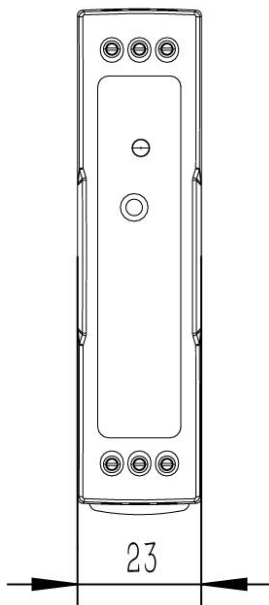
Rated Power :10W max.

■ Features :

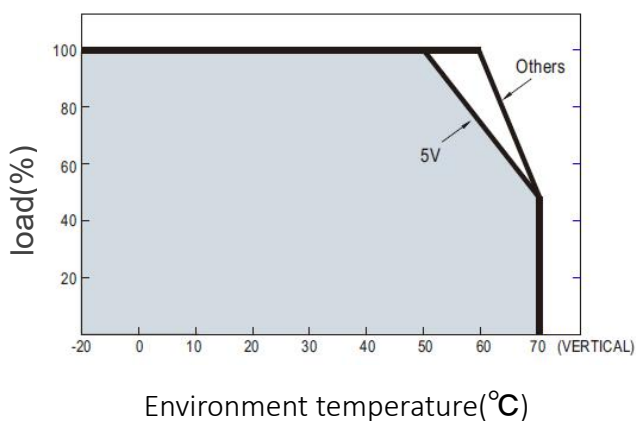
1. International universal full range of exchange input
2. Protection type: over load/over voltage/over temperature
3. DC output voltage adjustable
4. Cooling by free air convection
5. Installed on DIN rail TS-35 / 7.5 or 15
6. Built-in DC OK active signal
7. LED indicator for power on
8. 100% full load burn-in test
9. Three years warranty



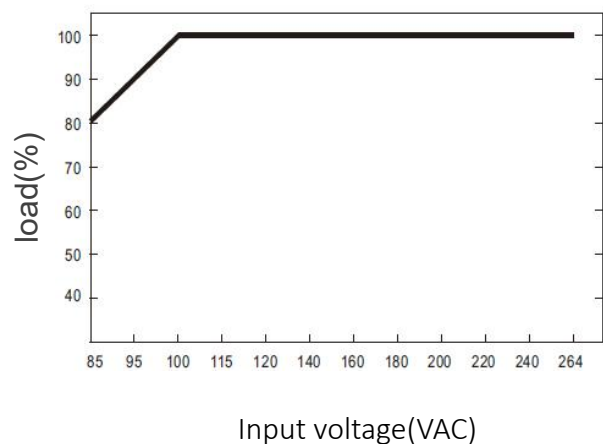
■ Dimensions and Installation:



■ Deduction curve and temperature:



■ Minus output and input voltage curves:



YSD10L DIN Rail Power Supply



MODEL DETAIL SPEC.		YSD10L-0502000	YSD10L-1200840	YSD10L-1500670	YSD10L-2400420
INPUT	Input Voltage:	85-264VAC			
	Input Frequency:	50/60Hz			
	Inrush Current:	35A/115VAC 70A/230VAC			
	AC Current:	0.33A/115VAC 0.21A/230VAC			
	Efficiency:	77%	81%	81%	84%
OUTPUT	DC Voltage:	5V	12V	15V	24V
	Rated Current :	2A	0.84A	0.67A	0.42A
	Rated Power:	10W	10W	10W	10W
	Ripple and Noise:	80mVp-p	120mVp-p	120mVp-p	150mVp-p
	Line Regulation:	±1%			
	Load Regulation:	±5%	±3%	±3%	±2%
	Setup, Rise, Hold Up time:	500ms, 30ms/230VAC 1000ms, 30ms/115VAC at full load			
ENVIRONMENTAL	Operating Temperature:	-20 ~ +60 (Refer to "Derating Curve")			
	Storage Temperature:	-40°C ~ 85°C			
	Storage Humidity:	10 ~ 95% RH			
	Working Humidity:	20 ~ 95% RH non-condensing			
PROTECTION	Over Load Protection:	105%-150% rated output power			
		Protection type: Hiccup mode, recovers automatically after fault condition is removed			
	Over Voltage Protection:	5V:5.75~ 6.75V 12V:13.8 ~ 16.2V 15V:17.25 ~ 20.25V 24V:27.6 ~ 32.4V			
		Protection type : Shut down o/p voltage, re-power on to recover			
	Over Temperature:	Shut down o/p voltage, re-power on to recover			
FUNCTION	DC OK ACTIVE SIGNAL(max.)	3.75 ~ 6V / 50mA	9 ~ 13.5V / 40mA	11.5 ~ 16.5V / 40mA	18 ~ 27V / 20mA
SAFETY & EMC	Safety Regulations:	UL508, TUV BS EN/EN62368-1, EAC TP TC 004, BSMI CNS14336-1, AS/NZS 62368.1 approved			
	Withstand Voltage:	I/P-O/P:3KVAC I/P-FG:2KVAC O/P-FG:0.5KVAC			
	Isolation resistance:	I/P-O/P, I/P-FG, O/P-FG:100M Ohms / 500VDC / 25°C/ 70% RH			
	EMC emission:	Compliance to BS EN/EN55032 (CISPR32), BS EN/EN61204-3 Class B, BS EN/EN61000-3-2,-3, EAC TP TC 020, CNS13438 Class B			
OTHER	Size:	23*100*92mmm			
	Weight:	150g / pcs			
	Packaging:	72PCS/CTN			

YSD20L DIN Rail Power Supply

Input:85-264VAC 50/60Hz

Output Voltage:5-24VDC

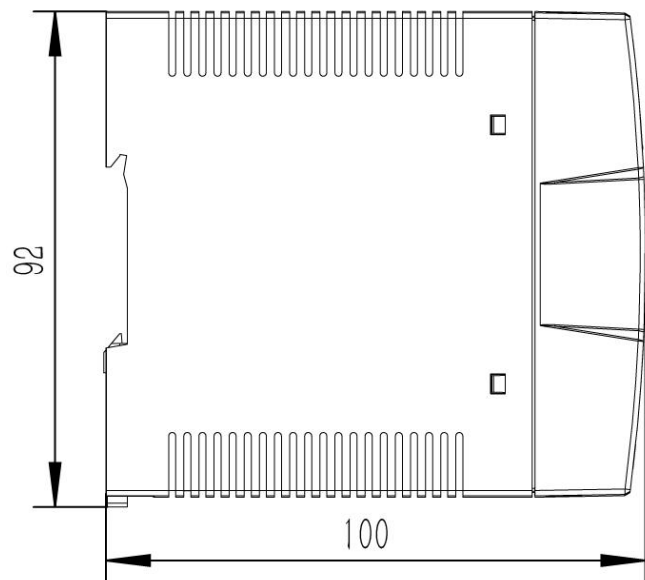
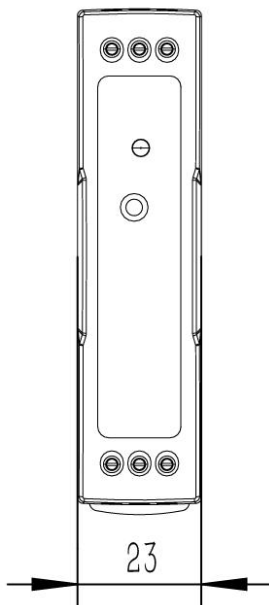
Rated Power :20W max.

■ Features :

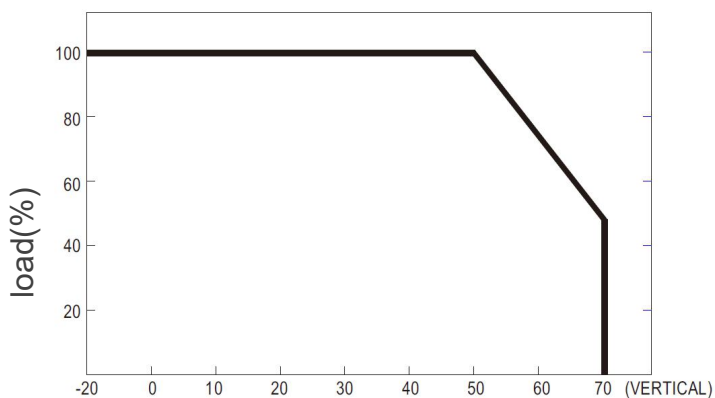
1. International universal full range of exchange input
2. Protection type: over load/over voltage/over temperature
3. DC output voltage adjustable
4. Cooling by free air convection
5. Installed on DIN rail TS-35 / 7.5 or 15
6. Built-in DC OK active signal
7. LED indicator for power on
8. 100% full load burn-in test
9. Three years warranty



■ Dimensions and Installation:

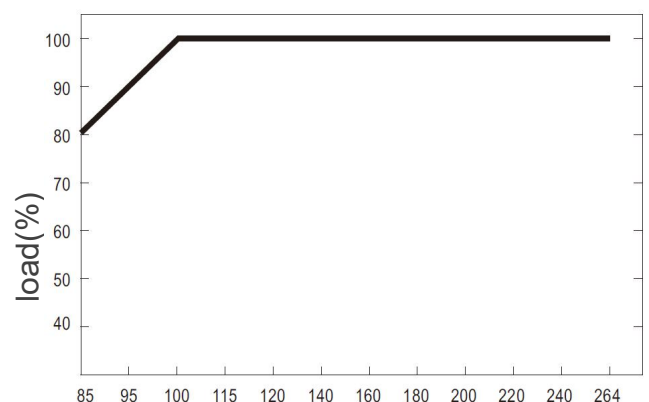


■ Deduction curve and temperature:



Environment temperature(°C)

■ Minus output and input voltage curves:



Input voltage(VAC)

YSD20L DIN Rail Power Supply



MODEL DETAIL SPEC.		YSD20L-0503000	YSD20L-1201670	YSD20L-1501340	YSD20L-2401000
INPUT	Input Voltage:	85-264VAC			
	Input Frequency:	50/60Hz			
	Inrush Current:	35A/115VAC 70A/230VAC			
	AC Current:	0.33A/115VAC 0.21A/230VAC			
	Efficiency:	76%	80%	81%	84%
OUTPUT	DC Voltage:	5V	12V	15V	24V
	Rated Current :	3A	1.67A	1.34A	1A
	Rated Power:	15W	20W	20W	24W
	Ripple and Noise:	80mVp-p	120mVp-p	120mVp-p	150mVp-p
	Line Regulation:	±2%	±1%		
	Load Regulation:	±1%			
	Setup, Rise, Hold Up time:	500ms, 30ms/230VAC 1000ms, 30ms/115VAC at full load			
ENVIRONMENTAL	Operating Temperature:	-20 ~ +60 (Refer to "Derating Curve")			
	Storage Temperature:	-40°C ~ 85°C			
	Storage Humidity:	10 ~ 95% RH			
	Working Humidity:	20 ~ 95% RH non-condensing			
PROTECTION	Over Load Protection:	105%-150% rated output power			
		Protection type: Hiccup mode, recovers automatically after fault condition is removed			
	Over Voltage Protection:	5V:5.75~ 6.75V 12V:13.8 ~ 16.2V 15V:17.25 ~ 20.25V 24V:27.6 ~ 32.4V			
		Protection type : Shut down o/p voltage, re-power on to recover			
	Over Temperature:	Shut down o/p voltage, re-power on to recover			
FUNCTION	DC OK ACTIVE SIGNAL(max.)	3.75 ~ 6V / 50mA	9 ~ 13.5V / 40mA	11.5 ~ 16.5V / 40mA	18 ~ 27V / 20mA
SAFETY & EMC	Safety Regulations:	UL508, TUV BS EN/EN62368-1, EAC TP TC 004, BSMI CNS14336-1, AS/NZS 62368.1 approved			
	Withstand Voltage:	I/P-O/P:3KVAC I/P-FG:2KVAC O/P-FG:0.5KVAC			
	Isolation resistance:	I/P-O/P, I/P-FG, O/P-FG:100M Ohms / 500VDC / 25°C/ 70% RH			
	EMC emission:	Compliance to BS EN/EN55032 (CISPR32), BS EN/EN61204-3 Class B, BS EN/EN61000-3-2,-3, EAC TP TC 020, CNS13438 Class B			
OTHER	Size:	23*100*92mmm			
	Weight:	170g / pcs			
	Packaging:	72PCS/CTN			

YSD40L DIN Rail Power Supply

Input:85-264VAC 50/60Hz

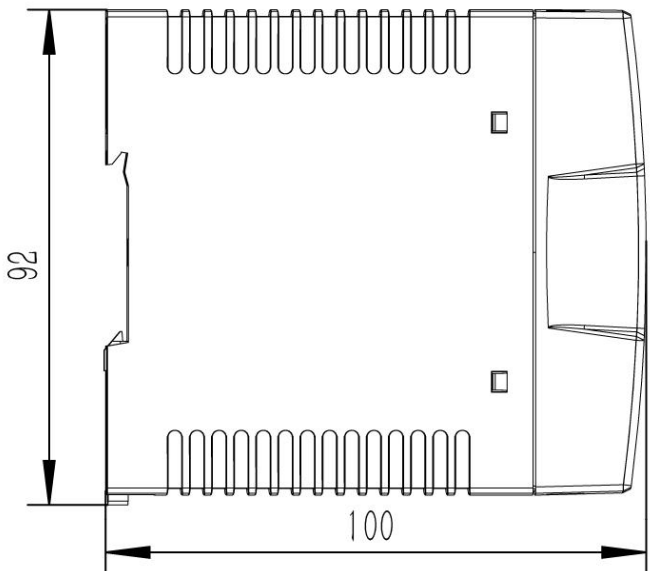
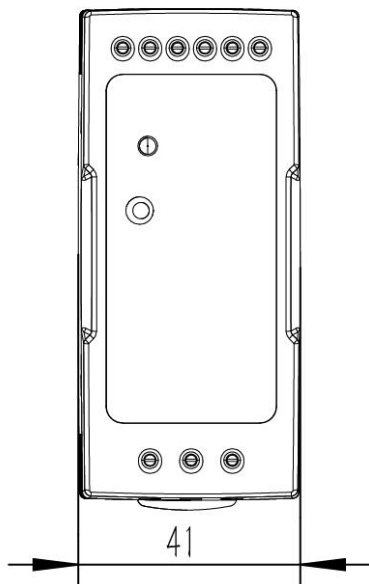
Output Voltage:5-48VDC

Rated Power :40W max.

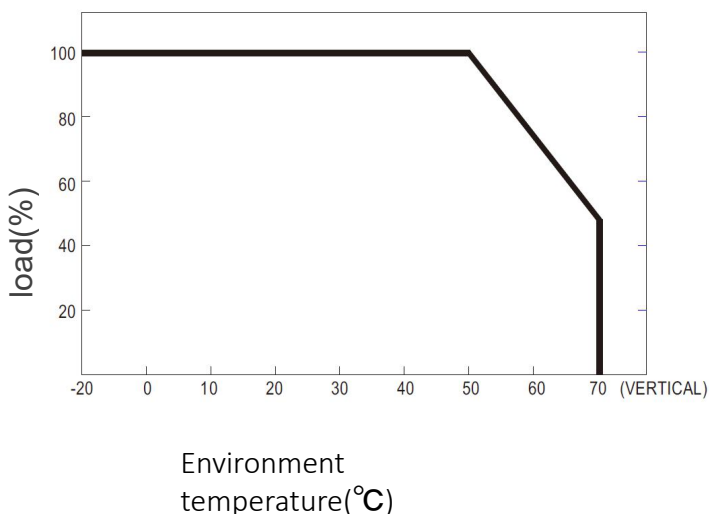
■ Features :

1. International universal full range of exchange input
2. Protection type: over load/over voltage/over temperature
3. DC output voltage adjustable
4. Cooling by free air convection
5. Installed on DIN rail TS-35 / 7.5 or 15
6. Built-in DC OK active signal
7. LED indicator for power on
8. 100% full load burn-in test
9. Three years warranty

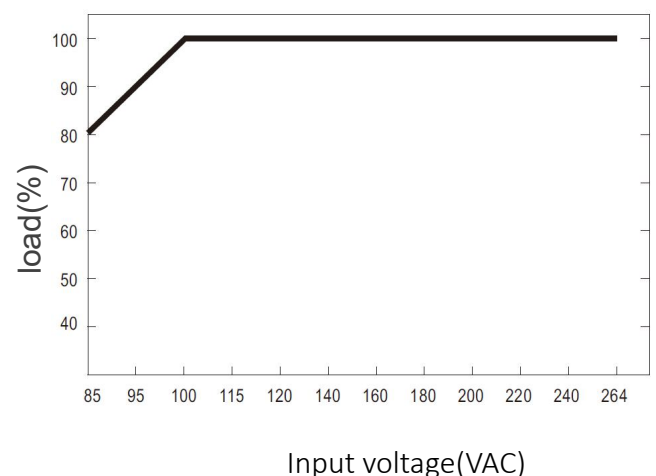
■ Dimensions and Installation:



■ Deduction curve and temperature:



■ Minus output and input voltage curves:



YSD40L DIN Rail Power Supply



MODEL DETAIL SPEC.		YSD40L-0506000	YSD40L-1203330	YSD40L-2401700	YSD40L-4800830
INPUT	Input Voltage:	85-264VAC			
	Input Frequency:	50/60Hz			
	Inrush Current:	30A/115VAC 60A/230VAC			
	AC Current:	1.1A/115VAC 0.7A/230VAC			
	Efficiency:	78%	86%	88%	88%
OUTPUT	DC Voltage:	5V	12V	24V	48V
	Rated Current :	6A	3.33A	1.7A	0.83A
	Rated Power:	30W	40W	40W	40W
	Ripple and Noise:	80mVp-p	120mVp-p	150mVp-p	200mVp-p
	Line Regulation:	±2%	±1%		
	Load Regulation:	±1%			
	Setup, Rise, Hold Up time:	500ms, 30ms/230VAC 500ms, 30ms/115VAC at full load			
ENVIRONMENTAL	Operating Temperature:	-20 ~ +60 (Refer to "Derating Curve")			
	Storage Temperature:	-40°C ~ 85°C			
	Storage Humidity:	10 ~ 95% RH			
	Working Humidity:	20 ~ 95% RH non-condensing			
PROTECTION	Over Load Protection:	105%-150% rated output power			
		Protection type: Hiccup mode, recovers automatically after fault condition is removed			
	Over Voltage Protection:	5V:6.25~ 7.25V 12V:15.6 ~ 18V 24V:31.2 ~ 36V 48V:57.6 ~64.8V			
		Protection type : Shut down o/p voltage, re-power on to recover			
	Over Temperature:	Shut down o/p voltage, re-power on to recover			
FUNCTION	DC OK ACTIVE SIGNAL(max.)	Relay contact rating(max.): 30V/1A resistive			
SAFETY & EMC	Safety Regulations:	UL508, TUV BS EN/EN62368-1, EAC TP TC 004, BSMI CNS14336-1, AS/NZS 62368.1 approved			
	Withstand Voltage:	I/P-O/P:3KVAC I/P-FG:2KVAC O/P-FG:0.5KVAC			
	Isolation resistance:	I/P-O/P, I/P-FG, O/P-FG:100M Ohms / 500VDC / 25°C/ 70% RH			
	EMC emission:	Compliance to BS EN/EN55032 (CISPR32), BS EN/EN61204-3 Class B, BS EN/EN61000-3-2,-3, EAC TP TC 020, CNS13438 Class B			
OTHER	Size:	41*100*92mmm			
	Weight:	300g / pcs			
	Packaging:	42PCS/CTN			

YSD60L DIN Rail Power Supply

Input:85-264VAC 50/60Hz

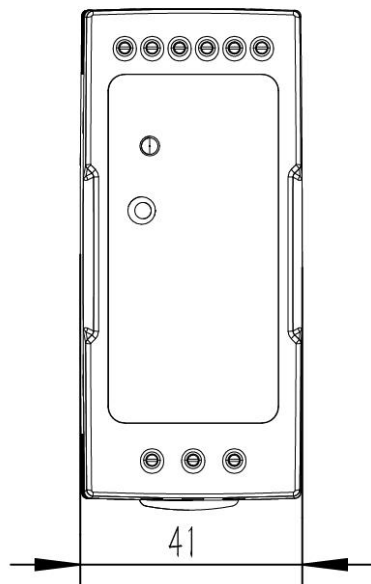
Output Voltage:5-48VDC

Rated Power :60W max.

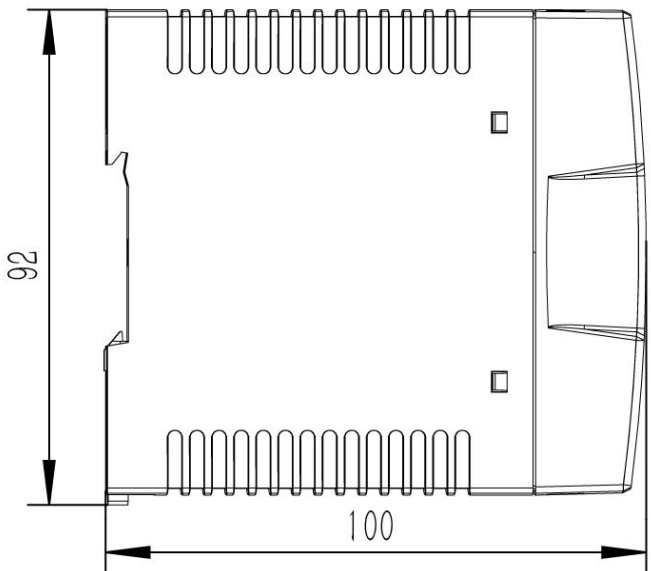
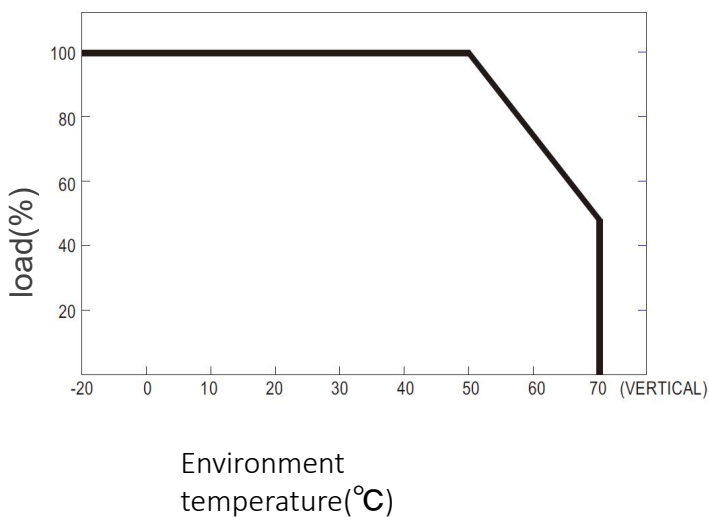
■ Features :

1. International universal full range of exchange input
2. Protection type: over load/over voltage/over temperature
3. DC output voltage adjustable
4. Cooling by free air convection
5. Installed on DIN rail TS-35 / 7.5 or 15
6. Built-in DC OK active signal
7. LED indicator for power on
8. 100% full load burn-in test
9. Three years warranty

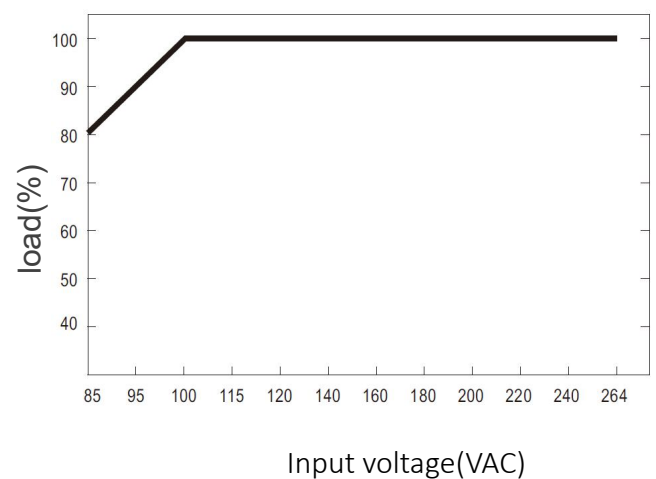
■ Dimensions and Installation:



■ Deduction curve and temperature:



■ Minus output and input voltage curves:



MODEL DETAIL SPEC.		YSD60L-05010000	YSD60L-1205000	YSD60L-2402500	YSD60L-4801250
INPUT	Input Voltage:	85-264VAC			
	Input Frequency:	50/60Hz			
	Inrush Current:	30A/115VAC 60A/230VAC			
	AC Current:	1.8A/115VAC 1A/230VAC			
	Efficiency:	78%	86%	88%	87%
OUTPUT	DC Voltage:	5V	12V	24V	48V
	Rated Current :	10A	5A	2.5A	1.25A
	Rated Power:	50W	60W	60W	60W
	Ripple and Noise:	80mVp-p	120mVp-p	150mVp-p	200mVp-p
	Line Regulation:	±1%			
	Load Regulation:	±1%			
	Setup, Rise, Hold Up time:	500ms, 30ms/230VAC 500ms, 30ms/115VAC at full load			
ENVIRONMENTAL	Operating Temperature:	-20 ~ +60 (Refer to "Derating Curve")			
	Storage Temperature:	-40°C ~ 85°C			
	Storage Humidity:	10 ~ 95% RH			
	Working Humidity:	20 ~ 95% RH non-condensing			
PROTECTION	Over Load Protection:	105%-150% rated output power			
		Protection type: Hiccup mode, recovers automatically after fault condition is removed			
	Over Voltage Protection:	5V:6.25~ 7.25V 12V:15.6 ~ 18V 24V:31.2 ~ 36V 48V:57.6 ~64.8V			
		Protection type : Shut down o/p voltage, re-power on to recover			
	Over Temperature:	Shut down o/p voltage, re-power on to recover			
FUNCTION	DC OK ACTIVE SIGNAL(max.)	Relay contact rating(max.): 30V/1A resistive			
SAFETY & EMC	Safety Regulations:	UL508, TUV BS EN/EN62368-1, EAC TP TC 004, BSMI CNS14336-1, AS/NZS 62368.1 approved			
	Withstand Voltage:	I/P-O/P:3KVAC I/P-FG:2KVAC O/P-FG:0.5KVAC			
	Isolation resistance:	I/P-O/P, I/P-FG, O/P-FG:100M Ohms / 500VDC / 25°C/ 70% RH			
	EMC emission:	Compliance to BS EN/EN55032 (CISPR32), BS EN/EN61204-3 Class B, BS EN/EN61000-3-2,-3, EAC TP TC 020, CNS13438 Class B			
OTHER	Size:	41*100*92mmm			
	Weight:	300g / pcs			
	Packaging:	42PCS/CTN			

YSD100L DIN Rail Power Supply

Input:85-264VAC 50/60Hz

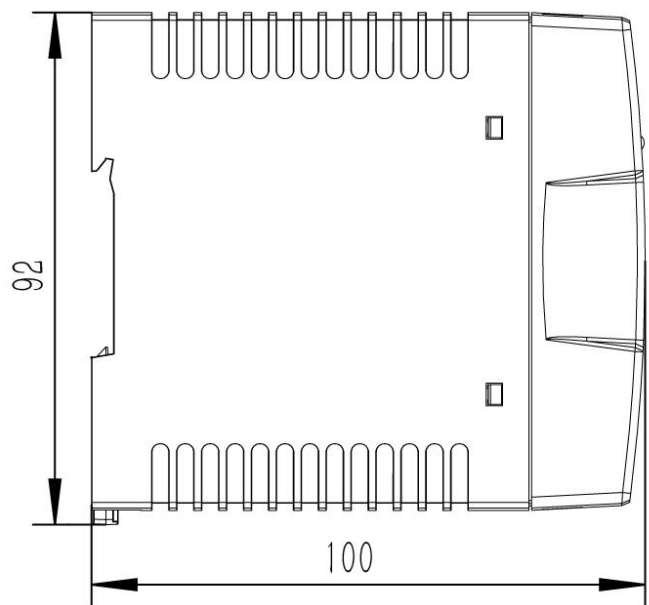
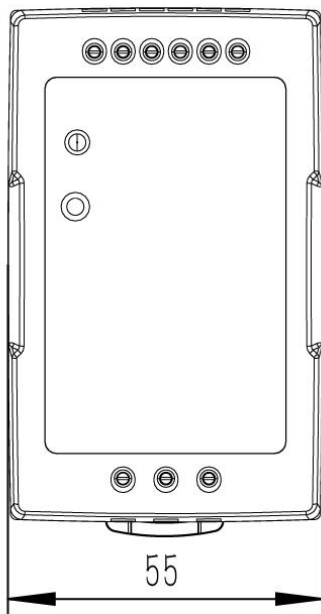
Output Voltage:12-48VDC

Rated Power :100W max.

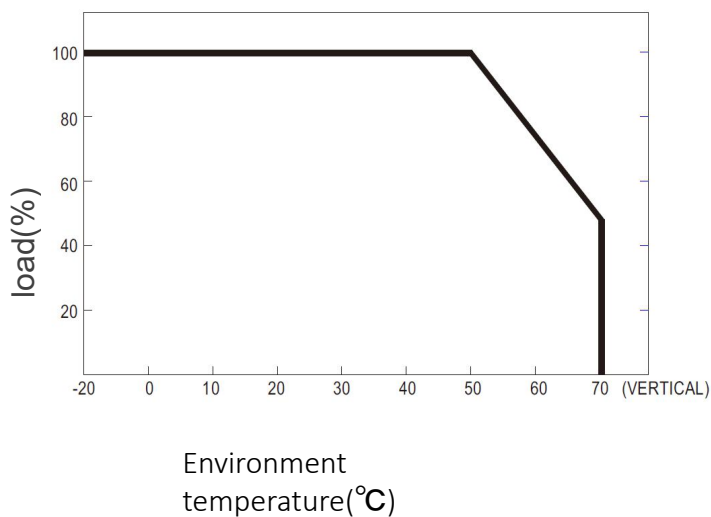
■ Features :

1. International universal full range of exchange input
2. Protection type: over load/over voltage/over temperature
3. DC output voltage adjustable
4. Cooling by free air convection
5. Installed on DIN rail TS-35 / 7.5 or 15
6. Built-in DC OK active signal
7. LED indicator for power on
8. 100% full load burn-in test
9. Three years warranty

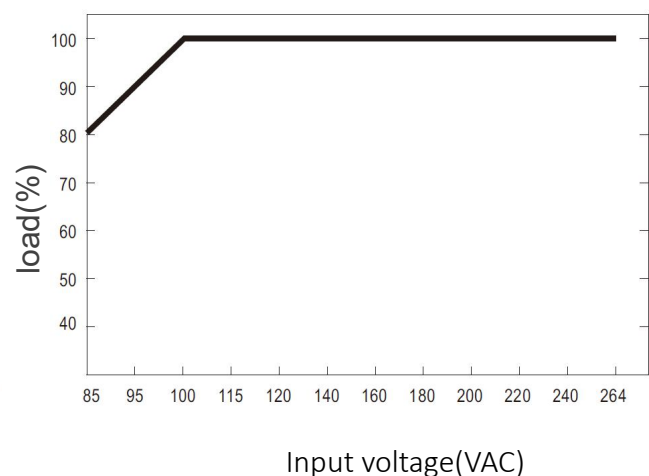
■ Dimensions and Installation:



■ Deduction curve and temperature:



■ Minus output and input voltage curves:



YSD100L DIN Rail Power Supply



MODEL DETAIL SPEC.		YSD100L-1203330	YSD100L-2401700	YSD100L-4800830
INPUT	Input Voltage:	85-264VAC		
	Input Frequency:	50/60Hz		
	Inrush Current:	30A/115VAC 60A/230VAC		
	AC Current:	1.3A/115VAC 0.8A/230VAC		
	Efficiency:	83%	86%	87%
OUTPUT	DC Voltage:	12V	24V	48V
	Rated Current :	7.5A	4A	2A
	Rated Power:	90W	96W	96W
	Ripple and Noise:	120mVp-p	150mVp-p	200mVp-p
	Line Regulation:	±1%		
	Load Regulation:	±1%		
	Setup, Rise, Hold Up time:	3000ms, 50ms/230VAC 300ms, 50ms/115VAC at full load		
ENVIRONMENTAL	Operating Temperature:	-20 ~ +60 (Refer to "Derating Curve")		
	Storage Temperature:	-40°C ~ 85°C		
	Storage Humidity:	10 ~ 95% RH		
	Working Humidity:	20 ~ 95% RH non-condensing		
PROTECTION	Over Load Protection:	105%-150% rated output power		
		Protection type: Hiccup mode, recovers automatically after fault condition is removed		
	Over Voltage Protection:	12V:15.6 ~ 18V 24V:31.2 ~ 36V 48V:57.6 ~ 64.8V		
		Protection type : Shut down o/p voltage, re-power on to recover		
	Over Temperature:	Shut down o/p voltage, re-power on to recover		
FUNCTION	DC OK ACTIVE SIGNAL(max.)	Relay contact rating(max.): 30V/1A resistive		
SAFETY & EMC	Safety Regulations:	UL508, TUV BS EN/EN62368-1, EAC TP TC 004, BSMI CNS14336-1, AS/NZS 62368.1 approved		
	Withstand Voltage:	I/P-O/P:3KVAC I/P-FG:2KVAC O/P-FG:0.5KVAC		
	Isolation resistance:	I/P-O/P, I/P-FG, O/P-FG:100M Ohms / 500VDC / 25°C/ 70% RH		
	EMC emission:	Compliance to BS EN/EN55032 (CISPR32), BS EN/EN61204-3 Class B, BS EN/EN61000-3-2,-3, EAC TP TC 020, CNS13438 Class B		
OTHER	Size:	55*100*92mm		
	Weight:	420g / pcs		
	Packaging:	30PCS/CTN		