




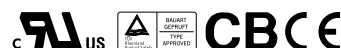
65W Triple Output Switching Power Supply

RT-65 series



■ Features :

- Universal AC input / Full range
- Protections: Short circuit/Over load/Over voltage
- Cooling by free air convection
- LED indicator for power on
- 100% full load burn-in test
- All using 105°C long life electrolytic capacitors
- Withstand 300VAC surge input for 5 second
- High operating temperature up to 70°C
- Withstand 5G vibration test
- High efficiency, long life and high reliability
- 3 years warranty



SPECIFICATION

MODEL		RT-65A			RT-65B			RT-65C			RT-65D		
OUTPUT	OUTPUT NUMBER	CH1	CH2	CH3	CH1	CH2	CH3	CH1	CH2	CH3	CH1	CH2	CH3
	DC VOLTAGE	5V	12V	-5V	5V	12V	-12V	5V	15V	-15V	5V	24V	12V
	RATED CURRENT	6A	2.8A	0.5A	5A	2.8A	0.5A	5A	2.2A	0.5A	4A	1.5A	1A
	CURRENT RANGE <small>Note.6</small>	0.5 ~ 8A	0.2 ~ 3.5A	0 ~ 1A	0.5 ~ 8A	0.2 ~ 3.5A	0 ~ 1A	0.5 ~ 8A	0.2 ~ 3A	0 ~ 1A	0.5 ~ 8A	0.2 ~ 2A	0.1 ~ 1A
	RATED POWER <small>Note.6</small>	66.1W			64.6W			65.5W			68W		
	RIPPLE & NOISE (max.) <small>Note.2</small>	80mVp-p	120mVp-p	80mVp-p	80mVp-p	120mVp-p	80mVp-p	80mVp-p	120mVp-p	80mVp-p	80mVp-p	150mVp-p	120mVp-p
	VOLTAGE ADJ. RANGE	CH1: 4.75 ~ 5.5V			CH1: 4.75 ~ 5.5V			CH1: 4.75 ~ 5.5V			CH1: 4.75 ~ 5.5V		
	VOLTAGE TOLERANCE <small>Note.3</small>	±2.0%	±6.0%	±5.0%	±2.0%	±6.0%	±5.0%	±2.0%	+8,-4%	±5.0%	±5.0%	+4,-6%	±6.0%
	LINE REGULATION <small>Note.4</small>	±0.5%	±1.5%	±0.5%	±0.5%	±1.5%	±0.5%	±0.5%	±1.5%	±0.5%	±0.5%	±1.5%	±2.0%
	LOAD REGULATION <small>Note.5</small>	±1.0%	±3.0%	±1.0%	±1.0%	±3.0%	±1.0%	±1.0%	±3.0%	±1.0%	±1.0%	±3.0%	±4.0%
SETUP, RISE TIME	500ms, 20ms/230VAC			1200ms, 30ms/115VAC at full load									
HOLD TIME (Typ.)	60ms/230VAC			14ms/115VAC at full load									
INPUT	VOLTAGE RANGE	88 ~ 264VAC		125 ~ 373VDC (Withstand 300VAC surge for 5sec. Without damage)									
	FREQUENCY RANGE	47 ~ 63Hz											
	EFFICIENCY(Typ.)	77%			77%			78%			79%		
	AC CURRENT (Typ.)	2A/115VAC		1.2A/230VAC									
	INRUSH CURRENT (Typ.)	COLD START 40A/230VAC											
LEAKAGE CURRENT	<2mA / 240VAC												
PROTECTION	OVER LOAD	110 ~ 150% rated output power Protection type : Hiccup mode, recovers automatically after fault condition is removed											
	OVER VOLTAGE	CH1: 5.75 ~ 6.75V Protection type : Hiccup mode, recovers automatically after fault condition is removed											
ENVIRONMENT	WORKING TEMP.	-25 ~ +70°C (Refer to output load derating curve)											
	WORKING HUMIDITY	20 ~ 90% RH non-condensing											
	STORAGE TEMP., HUMIDITY	-40 ~ +85°C, 10 ~ 95% RH											
	TEMP. COEFFICIENT	±0.03%/°C (0 ~ 50°C) on +5V output											
VIBRATION	10 ~ 500Hz, 5G 10min./1cycle, period for 60min. each along X, Y, Z axes												
SAFETY & EMC <small>(Note 7)</small>	SAFETY STANDARDS	UL60950-1, TUV EN60950-1 Approved											
	WITHSTAND VOLTAGE	I/P-O/P:3KVAC I/P-FG:1.5KVAC O/P-FG:0.5KVAC											
	ISOLATION RESISTANCE	I/P-O/P, I/P-FG, O/P-FG:100M Ohms/500VDC											
	EMI CONDUCTION & RADIATION	Compliance to EN55022 (CISPR22) Class B											
	HARMONIC CURRENT	Compliance to EN61000-3-2,-3											
EMS IMMUNITY	Compliance to EN61000-4-2,3,4,5,6,8,11; ENV50204, EN61000-6-2 (EN50082-2) heavy industry level, criteria A												
OTHERS	MTBF	254.6Khrs min. MIL-HDBK-217F (25°C)											
	DIMENSION	129*98*38mm (L*W*H)											
	PACKING	0.44Kg; 30pcs/13.2Kg/0.72CUFT											
NOTE	<ol style="list-style-type: none"> All parameters NOT specially mentioned are measured at 230VAC input, rated load and 25°C of ambient temperature. Ripple & noise are measured at 20MHz of bandwidth by using a 12" twisted pair-wire terminated with a 0.1uf & 47uf parallel capacitor. Tolerance : includes set up tolerance, line regulation and load regulation. Line regulation is measured from low line to high line at rated load. Load regulation is measured from 20% to 100% rated load, and other output at 60% rated load. Each output can work within current range. But total output power can't exceed rated output power. The power supply is considered a component which will be installed into a final equipment. The final equipment must be re-confirmed that it still meets EMC directives. 												

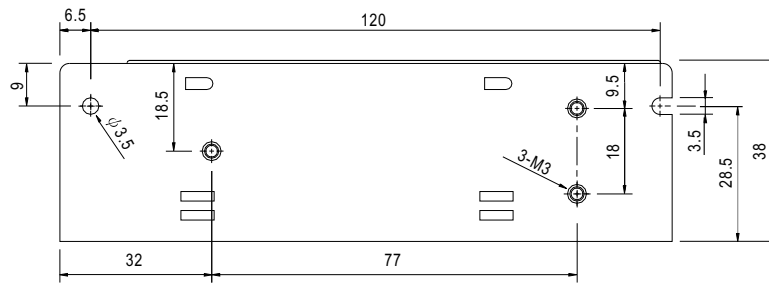
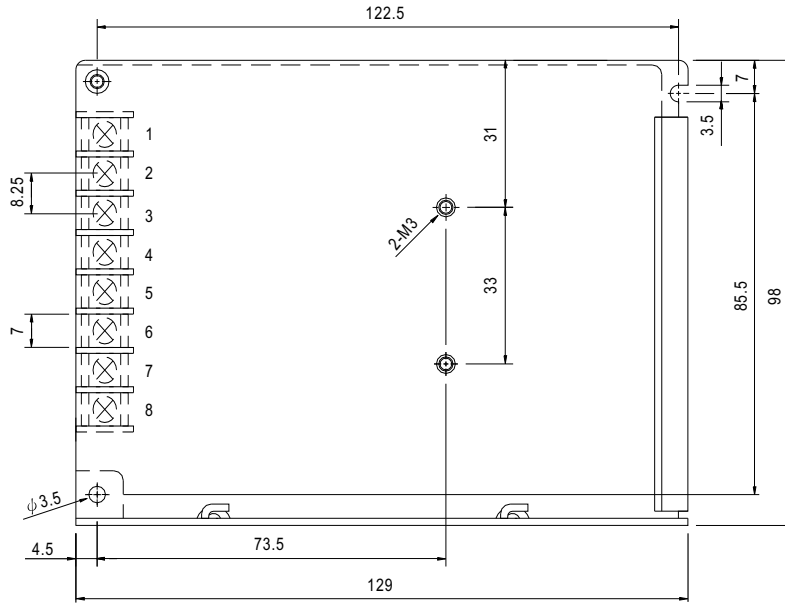


65W Triple Output Switching Power Supply

RT-65 series

Mechanical Specification

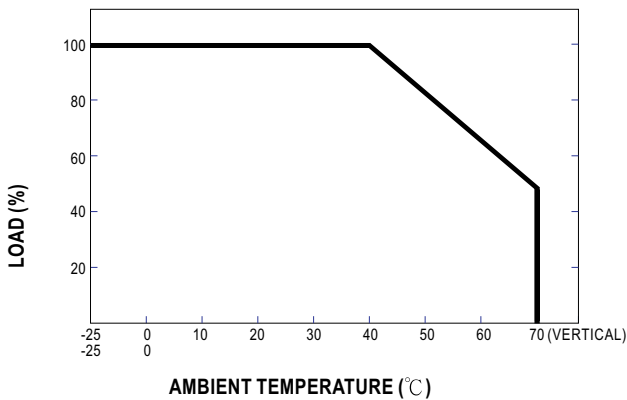
Case No. 903 Unit:mm



Terminal Pin. No Assignment

Pin No.	Assignment	Pin No.	Assignment	Pin No.	Assignment
1	AC/L	4	NC	7	DC OUTPUT COM
2	AC/N	5	DC OUTPUT V3	8	DC OUTPUT +V1
3	FG \perp	6	DC OUTPUT +V2		

Derating Curve



Output Derating VS Input Voltage

